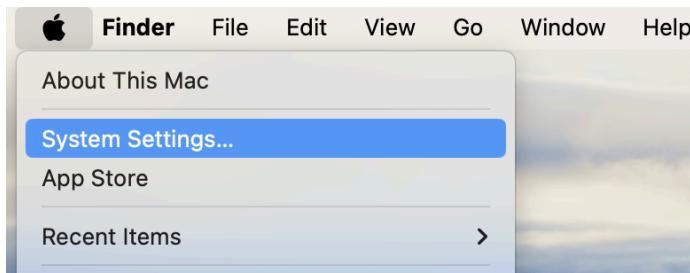
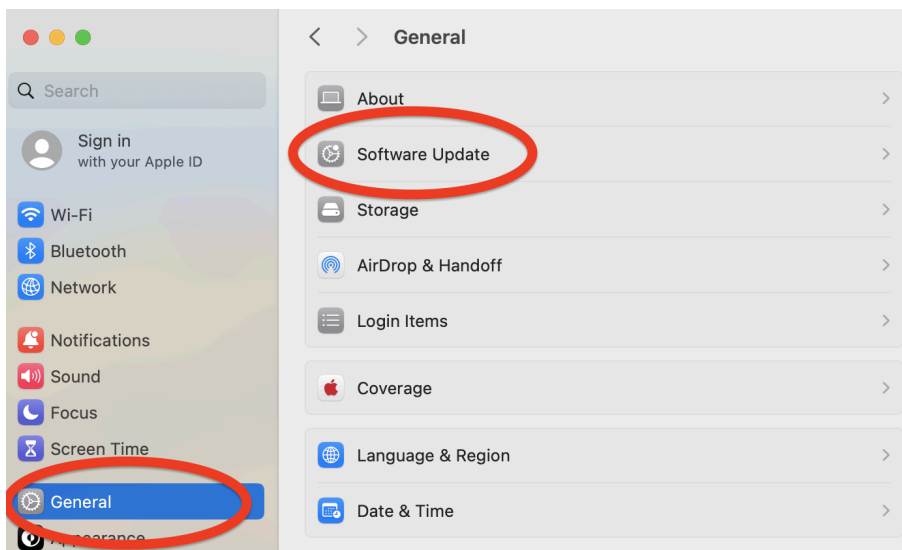


# Updating your Mac computer

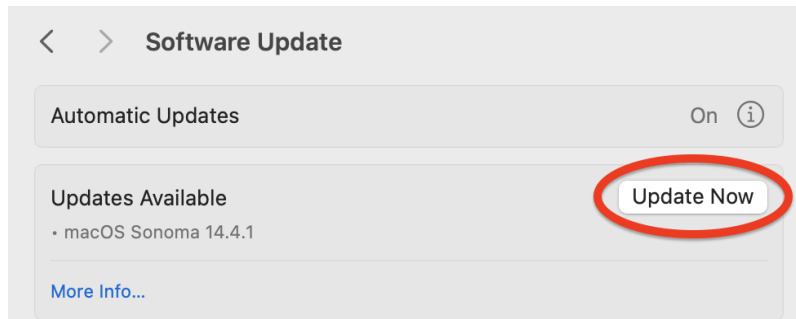
1. Click the apple icon in the upper left corner. Click “System Settings.”



2. Click “General.” Click “Software Update.”

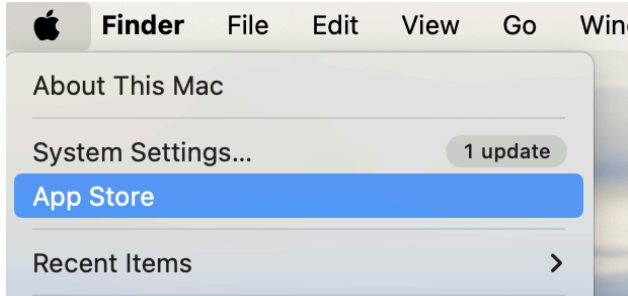


3. Click the “Update Now” button. If there is no button, you are up to date.

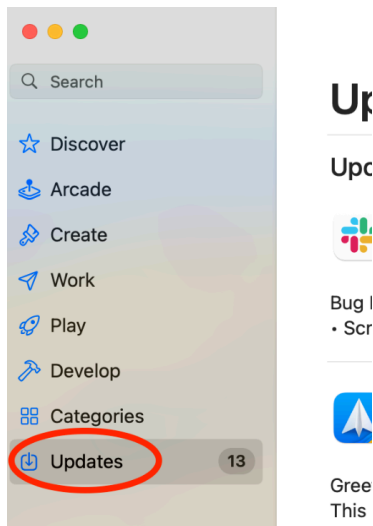


# Updating apps

1. Click the apple icon in the upper left corner. Click “App Store”



2. Click “Updates” in the menu at the left.




3. Click the “Update All” button at the right, or update individual apps using the “Update” button next to them.

## Updates

[Update All](#)

### Upcoming Automatic Updates



[Update](#)



GarageBand  
Mar 12, 2024

[Update](#)

#### Bug Fixes

- Screen sharing during huddles on macOS 14.4 will no | [more](#)

This update includes stability improvements and bug fix | [more](#)