

JSD Student Preparation and UA Enrollment

UAS Institutional Effectiveness: 2/12/2019

Kristen Handley



UNIVERSITY of ALASKA SOUTHEAST

Definitions

- **UA System:** University of Alaska System: UA Anchorage, UA Fairbanks, and UA Southeast
- **Recent graduates:** Anyone who enrolled in the UA system within 1 year of HS graduation
- **Juneau School District (JSD):**
 - Juneau-Douglas High School
 - Thunder Mountain High School
 - Yaakoosge Daakahidi High School
- **Alaska Schools:** All other Alaska High Schools not within JSD
- **Developmental Education Courses:** ENGL, MATH or WRTG course with a course number below 100

UNIVERSITY of ALASKA SOUTHEAST

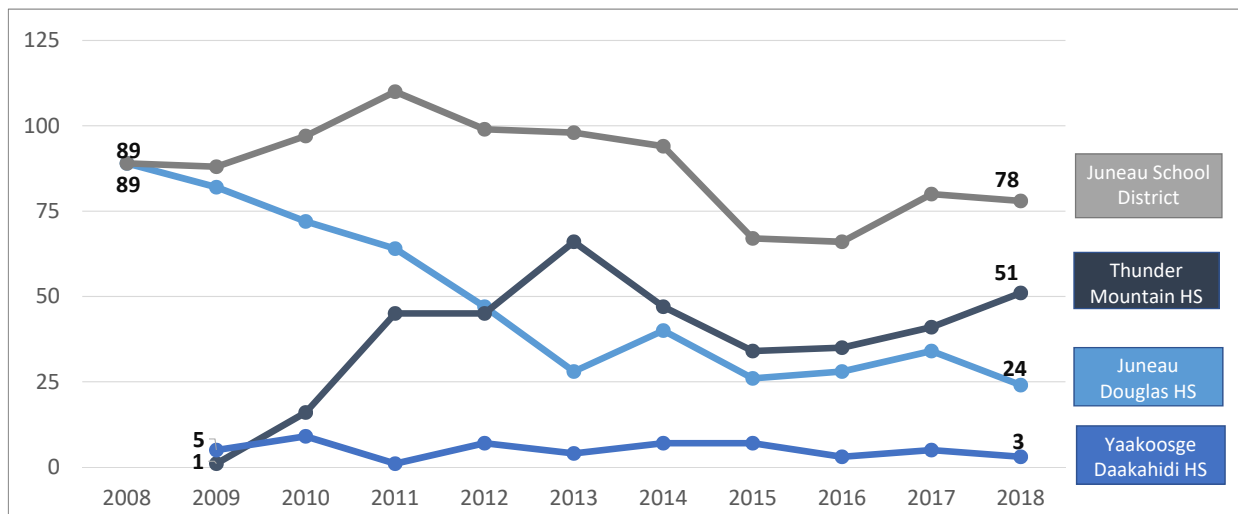
Key Takeaways

- UA enrollment by recent JSD graduates decreased 12% from fall 2008 to fall 2018 (89 to 78 students)
- The college preparedness of JSD graduates has increased since 2015
 - The update of JSD's math and English requirements is likely a factor
- On average, 36% of JSD graduates receive the Alaska Performance Scholarship each year
- UA graduation rates by JSD graduates are comparable to graduates from all other high schools
- Tech prep agreements are an important component of JSD students' education

UNIVERSITY of ALASKA SOUTHEAST

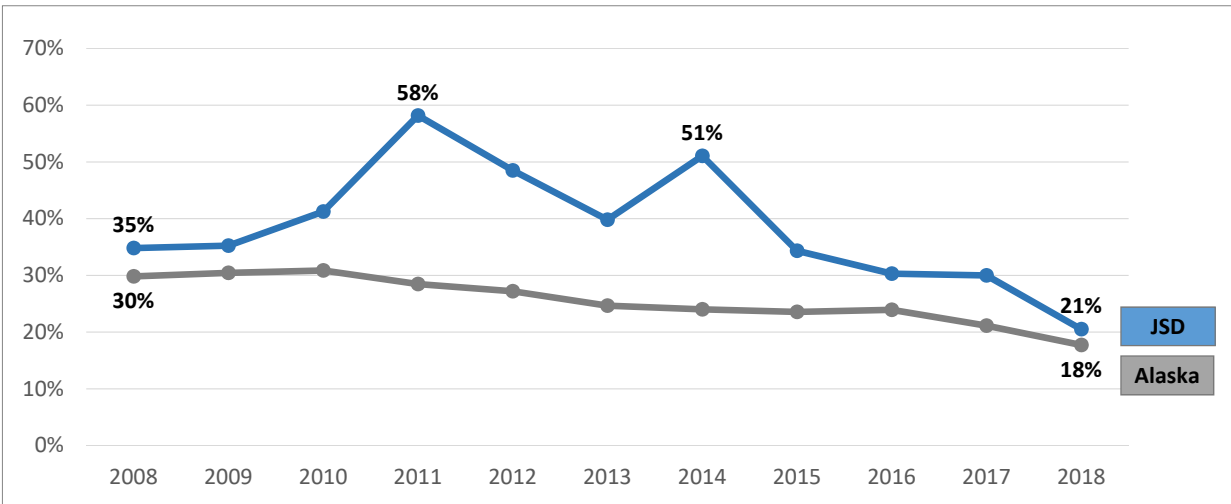
UA Enrollment by Recent JSD Graduates Fall Terms 2008-2018

Enrollment of recent JSD HS Grads has dropped 12% between 2008 & 2018.
However, enrollment from other Alaska HS's has dropped 19% during this same time period.



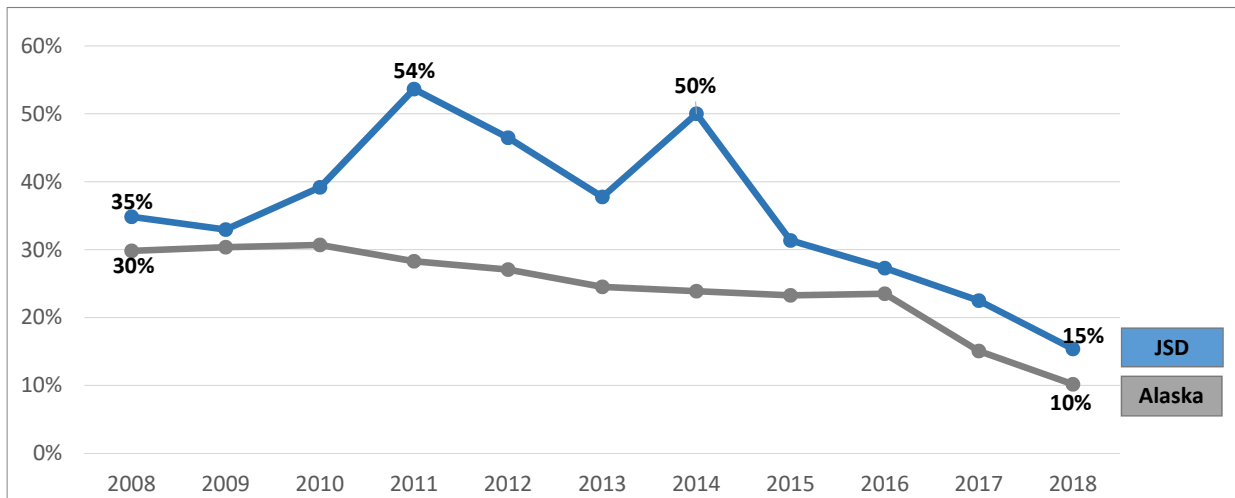
Recent HS Graduates Enrolled in Any UA Developmental Ed Fall Terms 2008-2018

The percentage of recent JSD graduates who enroll in developmental courses is in alignment with other Alaska schools.



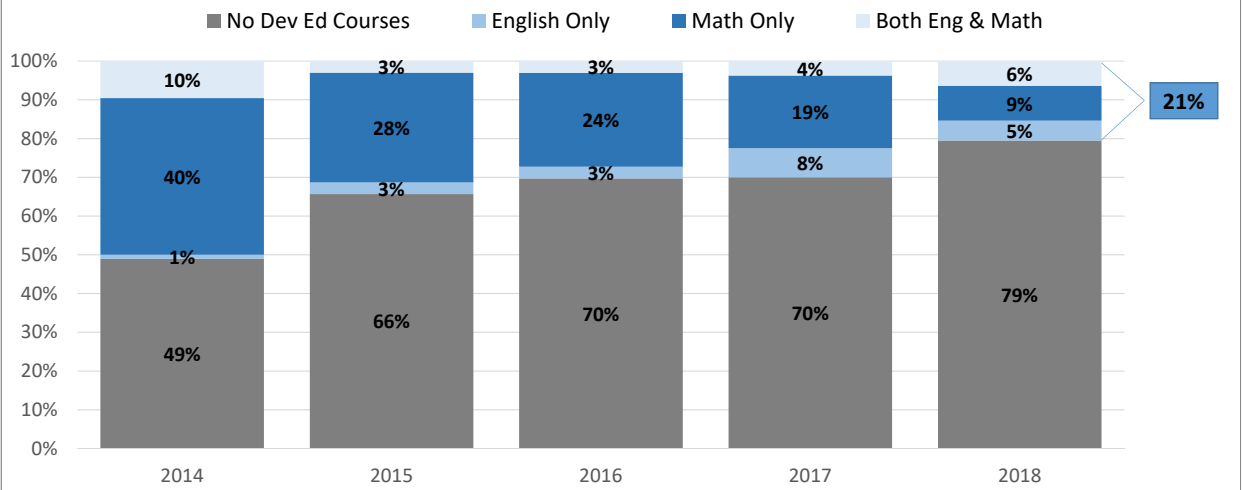
Recent HS Graduates Enrolled in UA Developmental Math Fall Terms 2008-2018

Students are increasingly prepared for college math, with the need for development math declining since changes were made to the JSD math requirements.



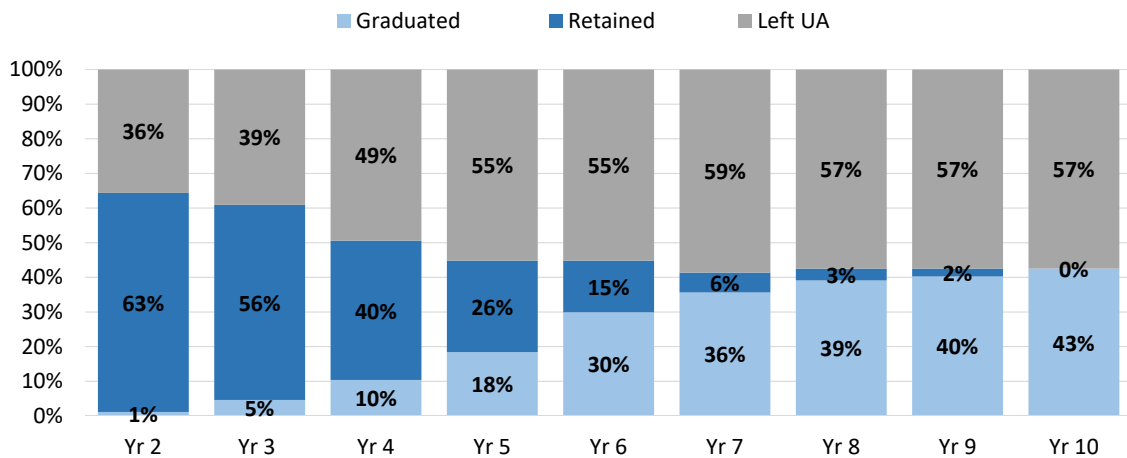
Juneau School District Developmental Course Enrollment at UA Fall Terms 2014-2018

JSD graduates are increasingly prepared for college level math and English, with a 30% decrease in developmental course enrollment between 2014 & 2018.



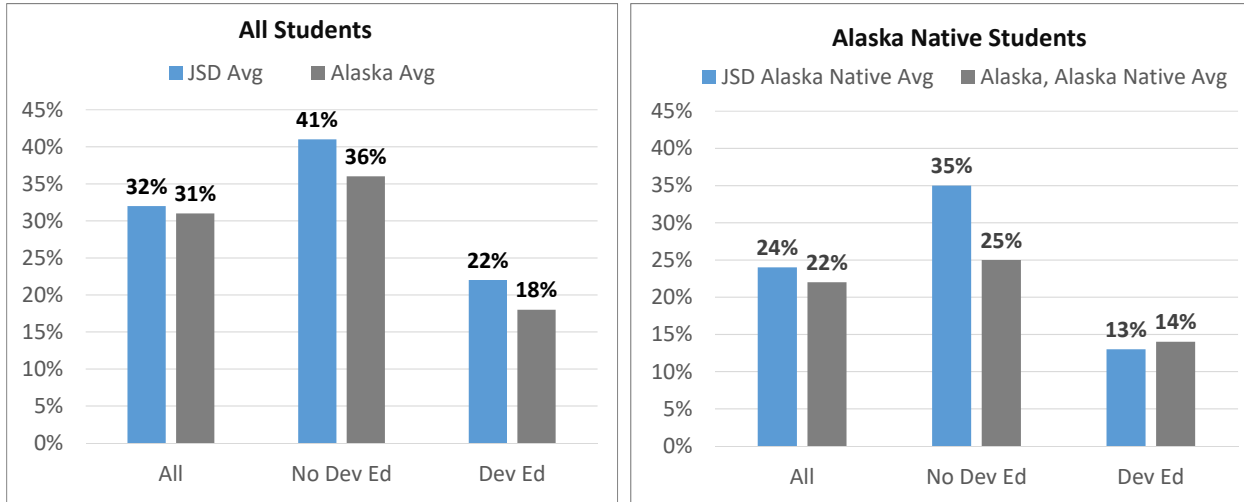
UA Outcomes of Recent JSD Graduates Fall 2008 Cohort

The 2008 JSD cohort had a 1 year retention rate (enrolled in year 2) of 63%.
43% of the 2008 JSD cohort graduated within 10 years of enrolling in UA.



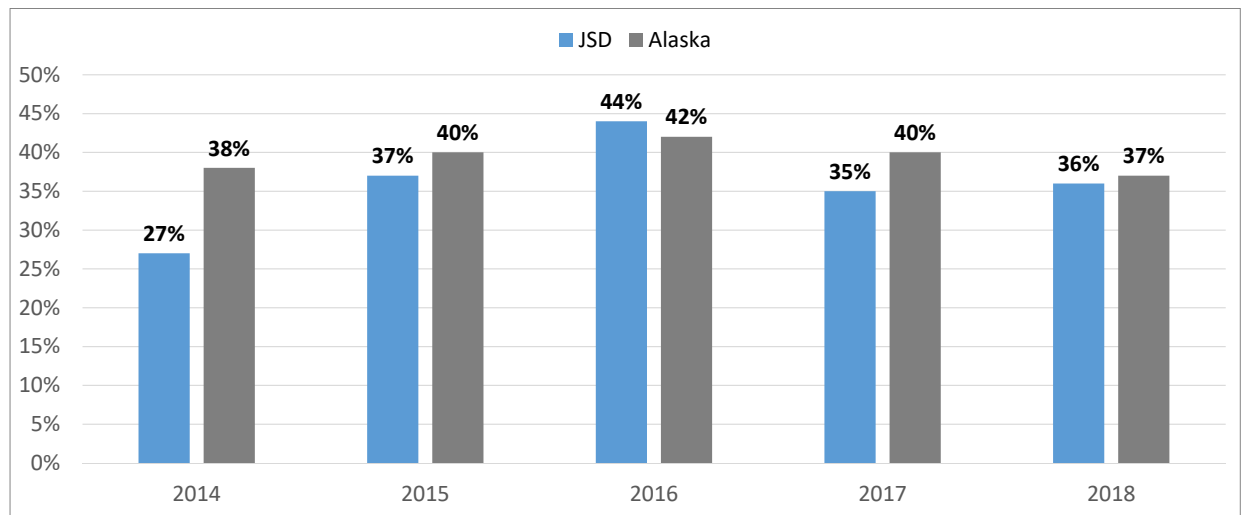
6-year Graduation Rates for Recent HS Graduates Average for Cohorts Entering Fall Terms 2008-2013

JSD graduates have slightly higher 6 year graduation rates when compared to other recent Alaska graduates.
Alaska Native students tend to have lower graduation rates when compared to all students



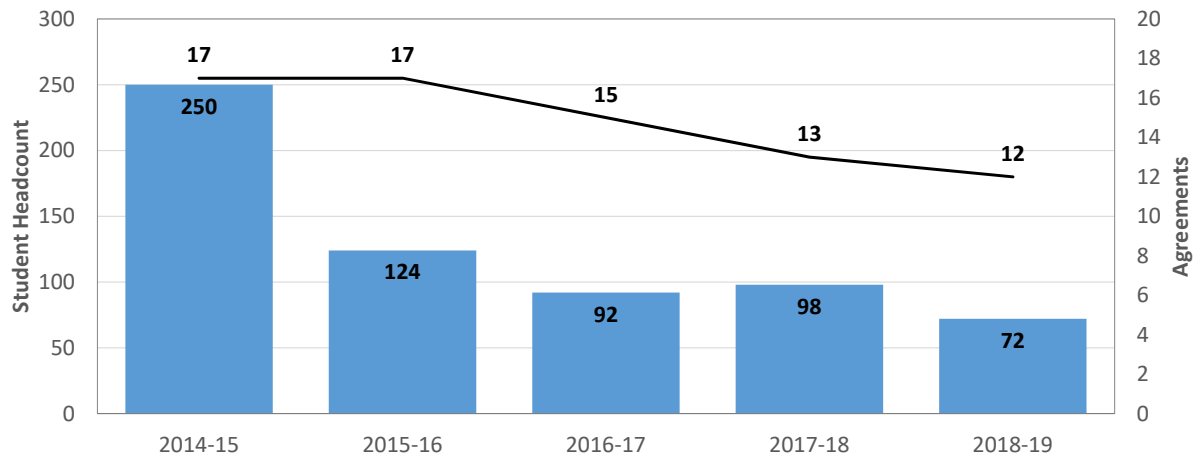
% of Recent HS Graduates Attending UA Who Received the Alaska Performance Scholarship Fall 2014–2018

The percentage JSD graduates receiving the Alaska Performance Scholarship is comparable to the percent receiving the scholarship from other Alaska schools.



JSD Tech Prep Agreements and Student Enrollment Fall & Spring Terms 2014–2018

The number of students enrolled in tech prep courses has decreased the last 5 years.



*Student headcount is the number of individual students enrolled in 1 or more tech prep courses.