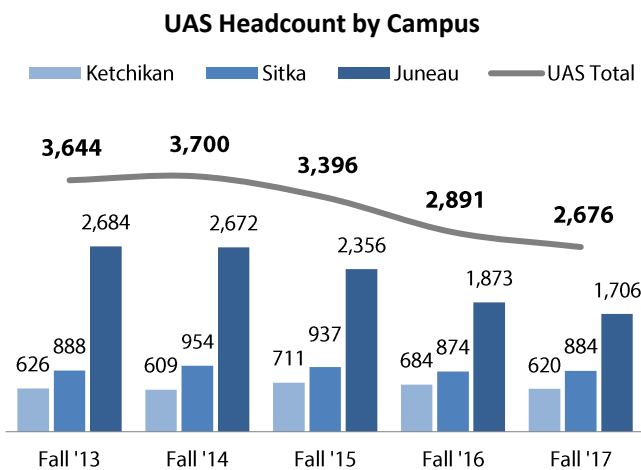
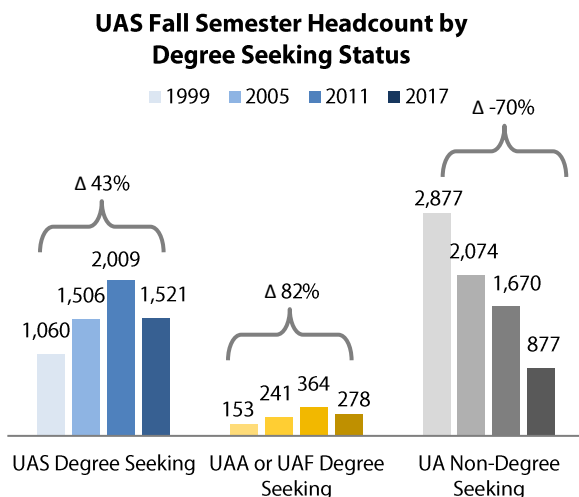


Enrollment

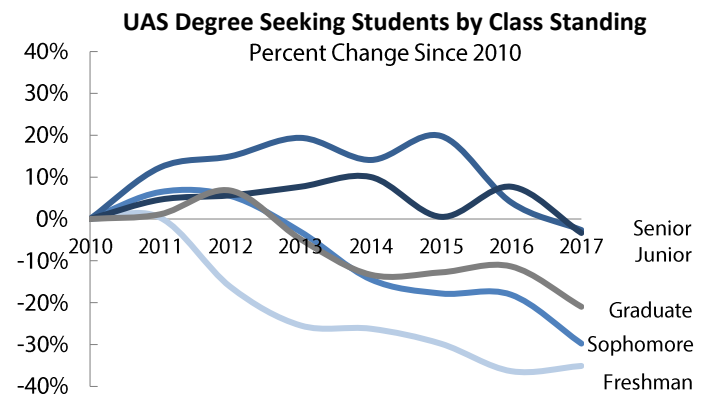
Enrollment at UAS peaked in fall 2011 and has declined by -34% from fall 2011 to fall 2017. The chart below shows the unique number of students taking courses at each campus and at the entire university. The UAS total is less than the sum of the campuses since some students take courses on multiple campuses. The closure of the Professional Education Center plays a significant role in the decline on the Juneau Campus.



The chart below shows the significant change in the UAS student population by degree seeking status from fall 1999 to fall 2017. There are many reasons for this shift, including better advising and placement of students into degree programs, increased tuition rates pricing out casual non-degree seeking students, and a shift in course offerings to support degree completion.



Enrollment in degree programs has increased by +43% at UAS since 1999. However, this number has declined since fall 2010. The following chart shows the percent change in degree seeking students by class standing from fall 2010 to fall 2017.



Demographic shifts in Southeast Alaska, low college-going rates throughout Alaska, increased tuition rates at UAS, increased online offerings from UAA and UAF, and unemployment rates reverting to pre-recession levels have all contributed to the recent decline in freshman and sophomore enrollment at UAS. This has led to a decrease in lower division enrollment and will continue to impact enrollment trends over the next few years.

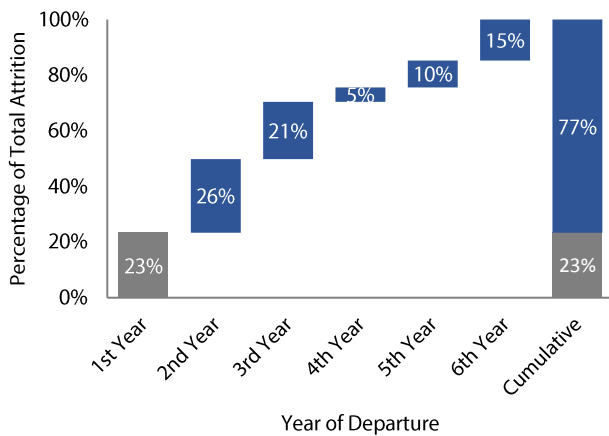
The table below provides a brief overview of the UAS student population. Based on recent trends, the majority of student credit hours (SCH) earned at UAS will be earned from e-learning courses in the future.

Fall 2017	Juneau	Ketchikan	Sitka	UAS
Headcount	1,706	620	884	2,676
% Female	67%	70%	65%	66%
% Male	33%	29%	34%	33%
% AK Native	18%	18%	23%	19%
Median Age of Undergraduates	24	27	26	26
FTE	816	197	275	1,288
SCH	11,719	2,953	4,124	18,796
e-Learning as % of Total SCH	39%	73%	69%	51%

Attrition

Of the freshmen enrolled at UAS in fall 2012, 37% received an award within six years and 16% were still enrolled at UAS in fall 2017. Attrition refers to the remaining 48%—those students in the freshman cohort who did not receive an award and were not still enrolled within six years. Of this cohort’s total attrition, 23% occurred during the first year and the remaining 77% during the second through sixth years.

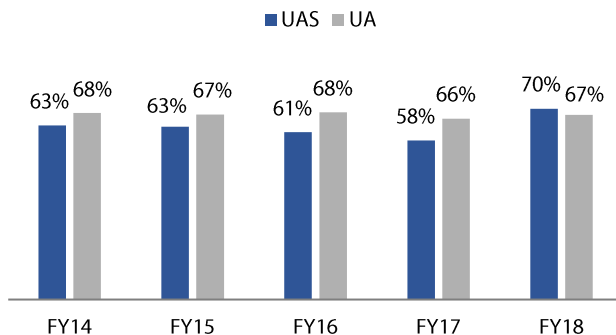
Timing of Attrition: Fall 2012 Cohort



Retention Rates

First-time, full-time freshmen seeking any undergraduate degree have seen improved retention rates in FY18 compared to the previous four years. A student is considered retained if he/she enrolls for credit in the subsequent fall semester. The graph below shows the percentage of UAS first-time, full-time freshmen who enrolled in any university within the UA system the subsequent fall.

First-time Full-Time Freshman Retention Rates
Retained in UA System



Programs by Enrollment & Awards

The ten programs with the most enrolled primary majors at UAS in FY18 are below (by # of students).

1. AA General Program (195)
2. BBA Business Administration–ACCT (146)
3. BA Social Science (126)
4. MPA Public Administration (108)
5. BBA Business Administration–MGMT (101)
6. BLA Liberal Arts (95)
7. AAS Business Administration (88)
8. MAT Elementary Education (86)
9. BA Elementary Education (74)
10. Cert. Pre-Nursing Qualifications (60)
10. OEC Law Enforcement (60)

The ten programs with the most degrees, certificates, or endorsements awarded at UAS in FY18 are below. This list represents 54% of the 668 FY18 awards (by # of awards).

1. OEC Law Enforcement (82)
2. OEC Certified Nurses Aide (46)
3. AA General Program (45)
4. GLI Elementary Education (34)
5. MPA Public Administration (33)
6. GLI Special Education (27)
7. AAS Business Administration (25)
8. BBA Business Administration–ACCT (24)
9. MAT Secondary Education (23)
10. OEC Welding (19)

The first occupational endorsement (OEC) was awarded in FY07, and the first graduate licensure (GLI) was awarded in FY08. These two award types experienced the most significant growth from FY17 to FY18, with 55% more GLI awards and 102% more OEC awards conferred in FY18 than in FY17.

UAS Degrees, Cert., & Endorsements Awarded

